

BrownBear Series

# LED Explosion Proof Baylight



**Ex Mark: Ex nR IIC T5 or T6 Gc  
Ex tc III C T95°C or T85°C Dc IP66  
ATEX Certificate No.: TÜV 15 ATEX 7672 X**

**★ KHJ-LED Explosion Proof Lighting**

## Features and benefits

1. Energy saving. Reduce the number of luminaires needed, providing excellent luminaires efficacy and more light.
2. Shock and vibration resistant tempered glass, reduces the risk of premature failure.
3. OSRAM LED source. High efficacy lumen output and high CRI.
4. Driver module assembly High efficacy LED drivers are designed to provide reliable operation in even the harshest environments.
5. High strength aluminum alloy housing, IP66, can be used in wet locations, robust construction suitable corrosive applications.
6. Adjusting plate, customer can adjust different mounting angles.
7. 80W, 100W, 120W, 150W available. Optional luminous intensity distribution for different applications.
8. L70 rated for >100, 000 hours @25°C.
9. IK code: IK08
10. Ambient temperature from -40°C to +65°C.



## Application:

Typical applications include Gas station, manufacturing plants, and certain chemical and petrochemical processing facilities, sewage treatment plants, off-shore and dockside installations, garages and storage facilities.

## Executive standard:

- IEC 60079-0:2007
- IEC 60079-15:2010
- IEC 60079-31:2008
- EN 60079-0:2011
- EN 60079-15:2010
- EN 60079-31:2009
- EN 60598-1:2008+A11:2009
- EN 55015:2013
- IEC 62321:2008

## Division:

- ATEX Zone 2 & 22
- Class I Divison 2 Groups A、 B、 C、 D
- Class II Divison 2 Groups F、 G
- Class III Divison 2



## Certifications & Ratings:


- Ex nR IIC T5 or T6 Gc
- Ex tc IIIC T95°C or T85°C Dc IP 66
- ATEX Compliant
- ABS Compliant
- CE Compliant
- RoHS Compliant
- IP 66 Rated

# ★ CHARACTERISTIC DETAILS



The LED is clung to the enclosure, which can make the heat dissipation very fast. Lower the junction temp.

OSRAM source, high efficacy and lumen output.



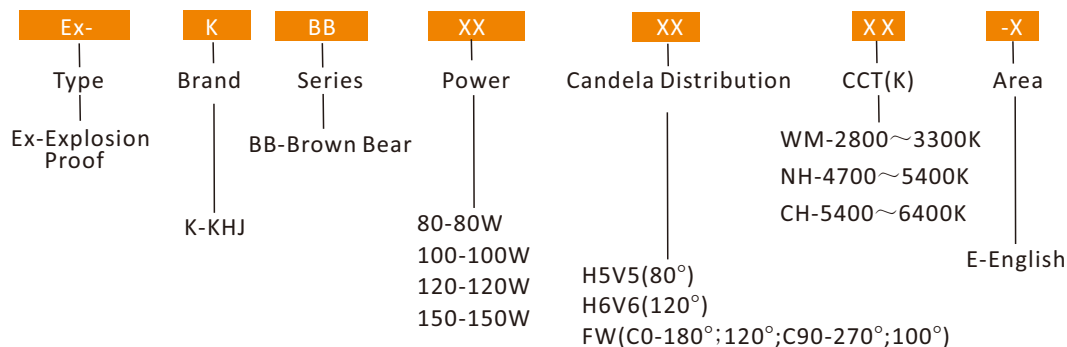
External constant current driver, easier for maintenance. and better for heat dissipation.



With adjusting plate, the customer can adjust the mounting angle from 0-360°.

## Characteristic Details

## Product Definition



## Electrical Parameter

Product type	Rated input voltage (V AC)	Rated input current (A)	Voltage frequency (Hz)	Rated power (W)	LED input current (mA)	PF	THD
Ex-KBB80	100~277	1~0.32	50/60	80	600	>0.9.8	<10%
Ex-KBB100	100~277	1.1~0.37	50/60	100	600	>0.98	<10%
Ex-KBB120	100~277	1.4~0.45	50/60	120	600	>0.98	<10%
Ex-KBB150	100~277	1.65~0.5	50/60	150	600	>0.98	<10%

## Photometric Parameter

Product type	P/N	Color temp.	CRI	CCT(K)	Luminous flux(lm)
Ex-KBB80	Ex-KBB80*WM-E	Warm White	82	2800~3300	6054
	Ex-KBB80*NH-E	Natural White	70	4700~5400	7568
	Ex-KBB80*CH-E	Cool White	70	5400~6400	7568
Ex-KBB100	Ex-KBB100*WM-E	Warm White	82	2800~3300	7568
	Ex-KBB100*NH-E	Natural White	70	4700~5400	9460
	Ex-KBB100*CH-E	Cool White	70	5400~6400	9460
Ex-KBB120	Ex-KBB120*WM-E	Warm White	82	2800~3300	9082
	Ex-KBB120*NH-E	Natural White	70	4700~5400	11352
	Ex-KBB120*CH-E	Cool White	70	5400~6400	11352
Ex-KBB150	Ex-KBB150*WM-E	Warm White	82	2800~3300	11352
	Ex-KBB150*NH-E	Natural White	70	4700~5400	14190
	Ex-KBB150*CH-E	Cool White	70	5400~6400	14190


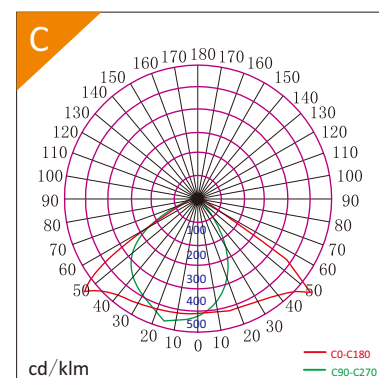

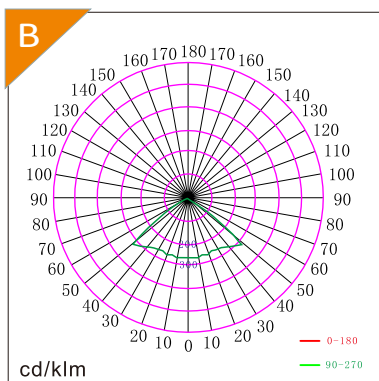

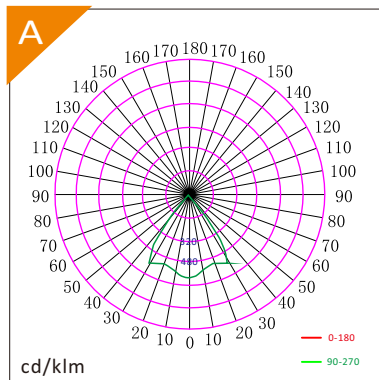
Remarks: \*Stands for candela distribution, including H5V5 / H6V6 / FW.

Type	Beam angle ( ° )	Candela distribution
H5V5	80	A
H6V6	120	B
FW	C0-180°;120°;C90-270°;100°	C

## Other Parameter

Product type	Size (mm)	Weight(kg)	Ambient temp. (°C)	Max.surface temp. ( test in 25°C)	Temp.classification	IP code	Insulation
Ex-KBB80	336*336*164	10.3	-40 ~ +65	46	T5	IP66	I
			-40 ~ +55	46	T6	IP66	I
Ex-KBB100	336*336*164	10.4	-40 ~ +55	51	T5	IP66	I
Ex-KBB120	336*336*164	10.4	-40 ~ +55	52	T5	IP66	I
Ex-KBB150	336*336*164	10.5	-40 ~ +55	59	T5	IP66	I

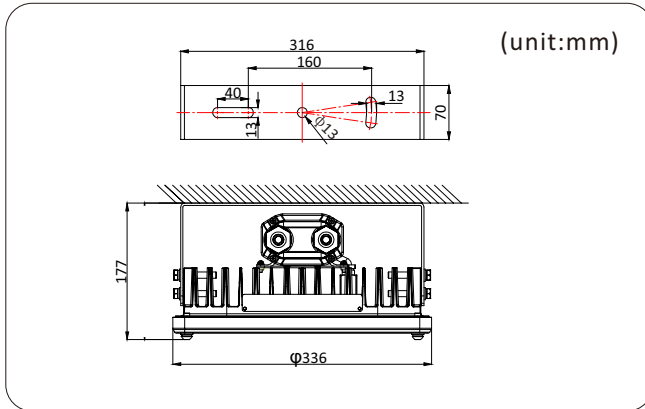
## Candela Distribution



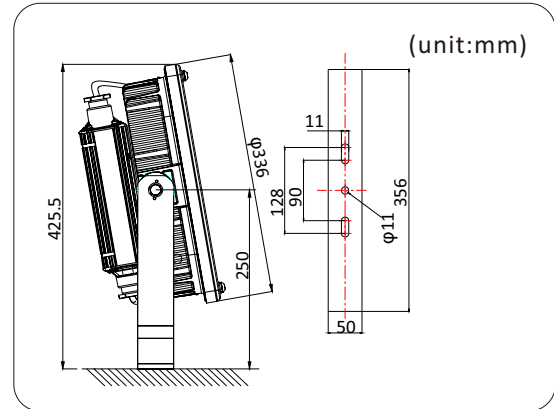
# ★ INSTALLATION METHOD



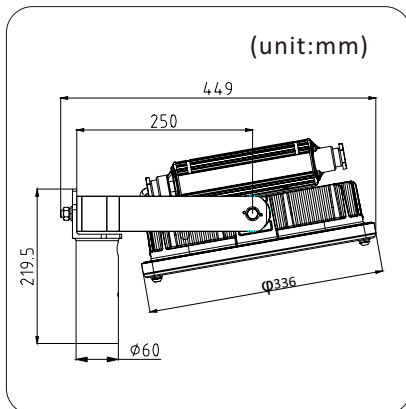
## Installation Method



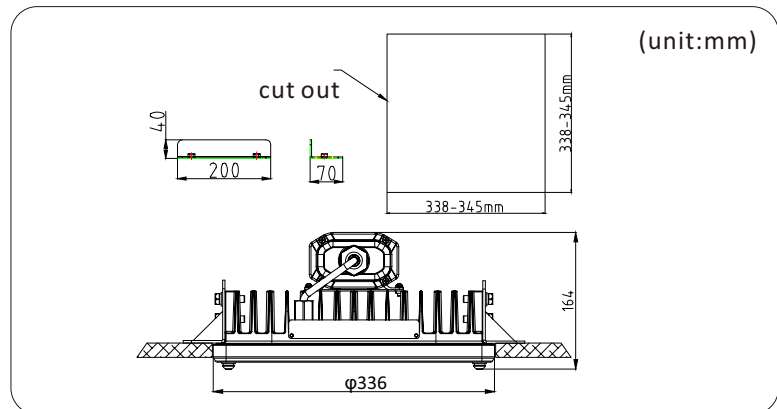
Ceiling mount



Stanchion mount

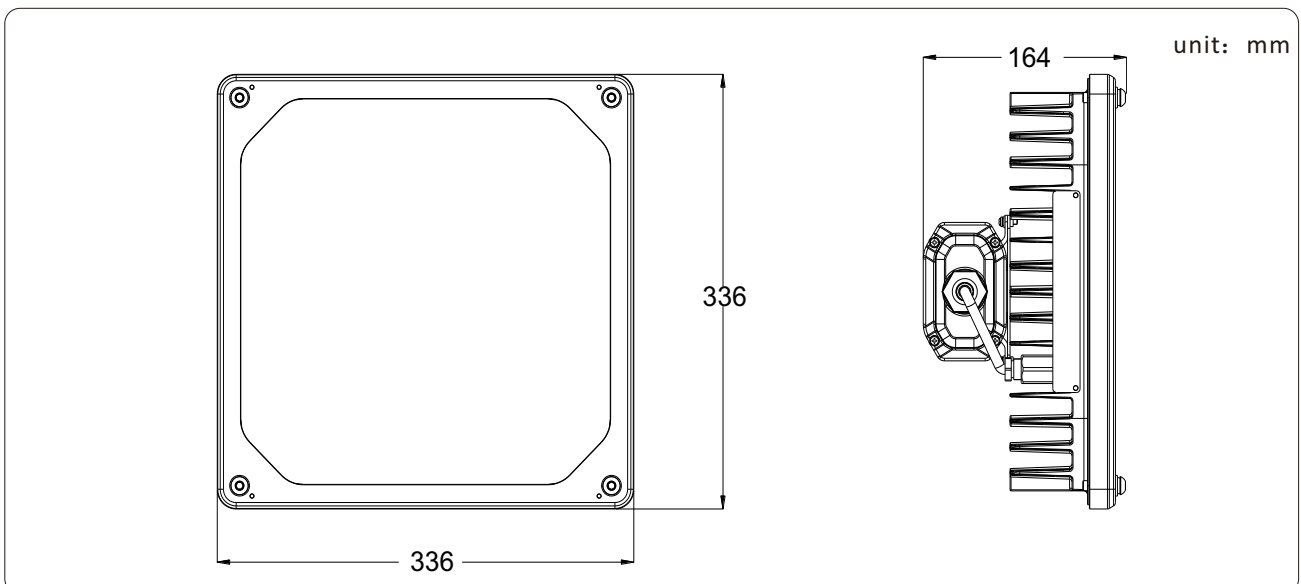


Pipe mount



Pendant mount

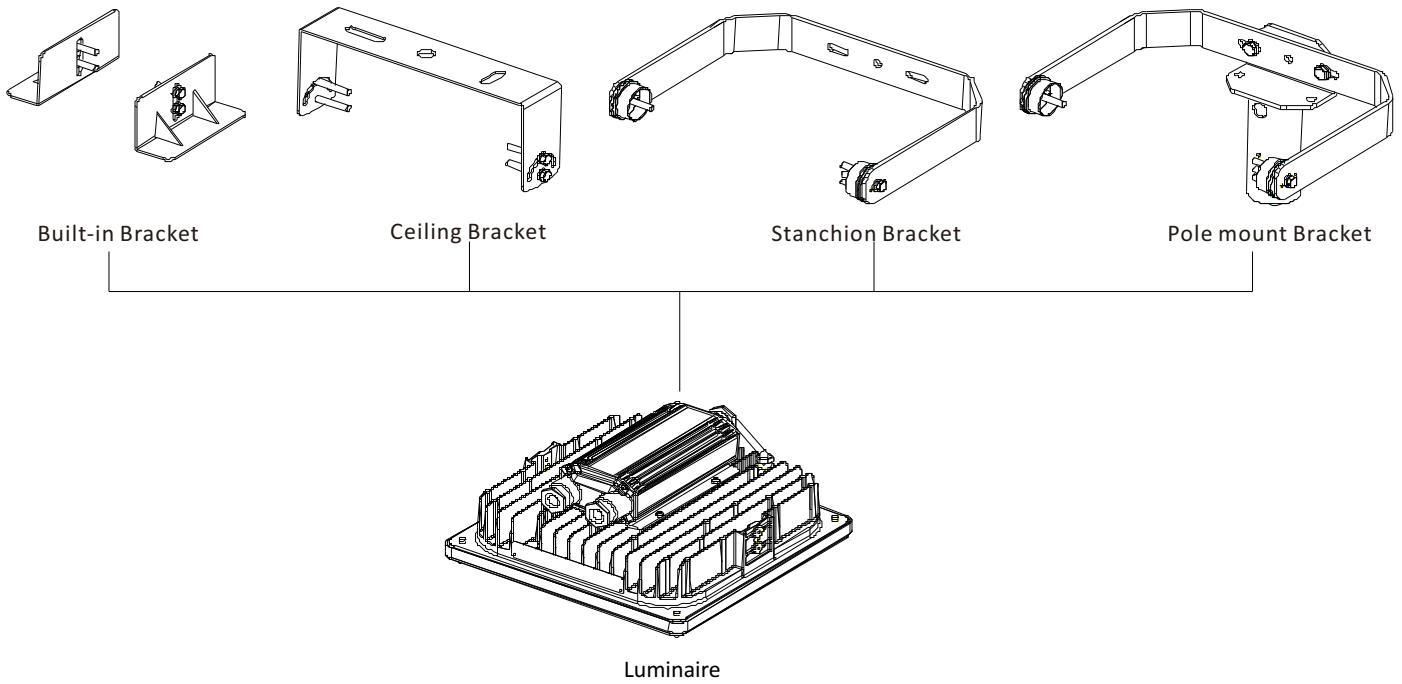
## Size







# ★ ACCESSORIES



## Optional Parts



## Optional Parts

NO.	Installation accessories	Picture	Material	Weight (Kg)	QTY	Remarks
1	Ceiling Bracket		Q235	1.2	1	
2	Built-in Bracket		Q235	1	1	
3	Stanchion Bracket		Q235	1.8	1	
4	Pole mount Bracket		Q235	3	1	

 **Caution:**

- 1.To avoid the risk of fire, explosion, or electric shock, this product should be installed, inspected, and maintained by a qualified electrician only, in accordance with all applicable electrical codes.
- 2.To avoid electric shock:  
Be certain electrical power is OFF before and during installation and maintenance.  
Luminaire must be supplied by a wiring system with an equipment grounding conductor.
- 3.To avoid burning hands:  
Make sure lens and housing are cool when performing maintenance.
- 4.To avoid explosion:
  - 1)Make sure the supply voltage is the same as the luminaire voltage.
  - 2)Do not install where the marked operating temperatures exceed the ignition temperature of the hazardous atmosphere.
  - 3)Do not operate in ambient temperatures above those indicated on the luminaire nameplate.
  - 4 All gasket seals must be clean.
  - 5)Before opening, electrical power to the luminaire must be turned off. Keep tightly closed when in operation.

**Package Check**

1. Check the carton and all the components according to the packing list.
- 2.Make sure the product is in good conditions.

**Transportation**

Please keep this product from heavy mechanical shock, exposure to strong sunshine, throwing, rolling and stress during transport.

**Storage**

Kept in dry,clean and well-ventilated ,non-corrosive medium warehouse,the ambient temperature should be -40℃ to 55℃.

**After-sales service**

Installation and maintenance must be according to the instruction.  
If customer can not deal with it by themselves ,please contact with sales department.

**Contact**

SHENZHEN KHJ SEMICONDUCTOR LIGHTING CO., LTD.

-----  
Address: 4-5 Floor, Building 1,Chuangxin industrial park,Xintian community,Guanlan, Longhua new district, Shenzhen ,China.

Tel: +86-755-82949977  
E-mail: khjledsales@khj.cn

Fax: +86-755-82949800  
Web: www.khjled.com